



Technical Data Sheet

5.0mm Multi-Color Round Type LED Lamps

339-1UYSYGW/S530-A3



Features :

- Two chips are matched for uniform light output, wide viewing angle
- Long life-solid state reliability
- I.C. compatible/Low power consumption
- Pb free

Descriptions :

- The 339-1 LED lamps contain two integral chips and is available as both bicolor and bipolar types.
- Super Yellow and SuperYellow Green light is emitted by diodes of AlGaInP and AlGaInP
- Type of bicolor lamps are both white diffused and color diffused while the bicolor are water clear.

Applications :

- TV set
- Monitor
- Telephone
- Computer

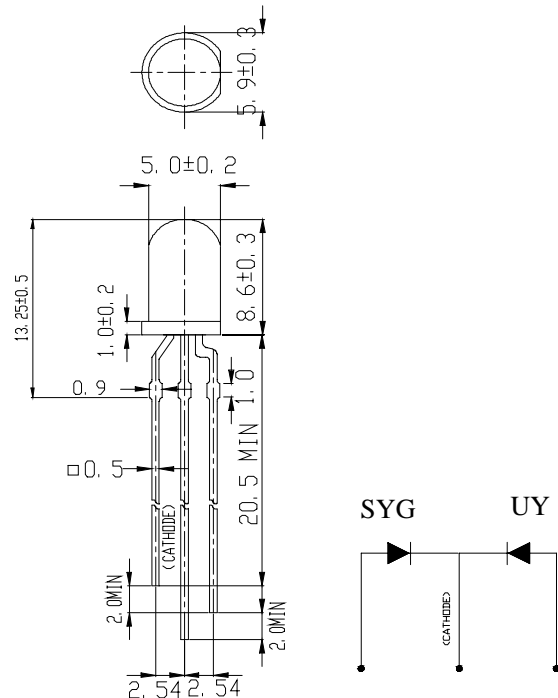
PART NO.	Chip		Lens Color
	Material	Emitted Color	
339-1UYSYGW/S530-A3	AlGaInP	Super Yellow	White Diffused
	AlGaInP	Super Yellow Green	

Technical Data Sheet

5.0mm Multi-Color Round Type LED Lamps

339-1UYSYGW/S530-A3

Package Dimensions



- Notes:**
1. All dimensions are in millimetres
 2. An epoxy meniscus may extend about 1.5mm(0.059") down to the lead.
 3. Tolerances unless Dimension ± 0.25 mm.

Absolute Maximum Ratings at $T_a = 25^\circ\text{C}$

Parameter	Symbol	Rating		Unit
Forward Current	I_F	UY/S530	25	mA
		SYG/S530	25	
Operating Temperature	T_{opr}	-40 to +85		$^\circ\text{C}$
Storage Temperature	T_{stg}	-40 to +100		$^\circ\text{C}$
Soldering Temperature	T_{sol}	260 ± 5		$^\circ\text{C}$
Electrostatic Discharge	ESD	UY/S530	2000	V
		SYG/S530	2000	
Power Dissipation	P_d	UY/S530	60	mW
		SYG/S530	60	
Reverse Voltage	V_R	5		V

Note: *1: Soldering time ≤ 5 seconds.



Technical Data Sheet

5.0mm Multi-Color Round Type LED Lamps

339-1UYSYGW/S530-A3

Electro-Optical Characteristics (Ta=25°C)

Parameter	Symbol	Min.	Typ.	Max.	Unit	Condition
Luminous Intensity	Iv UY/S530	63	100	/	mcd	IF= 20 mA
	SYG/S530	32	50	/		
Viewing Angle	2 θ 1/2	/	70	/	deg	IF= 20 mA
Peak Wavelength	λ_p UY/S530	/	591	/	nm	IF= 20 mA
	SYG/S530	/	575	/		
Dominant Wavelength	λ_d UY/S530	/	589	/	nm	IF= 20 mA
	SYG/S530	/	573	/		
Spectrum Radiation Bandwidth	$\Delta \lambda$ UY/S530	/	15	/	nm	IF= 20 mA
	SYG/S530	/	20	/		
Forward Voltage	V _F UY/S530	/	2.0	2.4	V	IF= 20 mA
	SYG/S530	/	2.0	2.4		
Reverse Current	I _R UY/S530	/	/	10	μ A	V _R = 5 V
Reverse Current	SYG/S530	/	/	10	μ A	V _R = 5 V

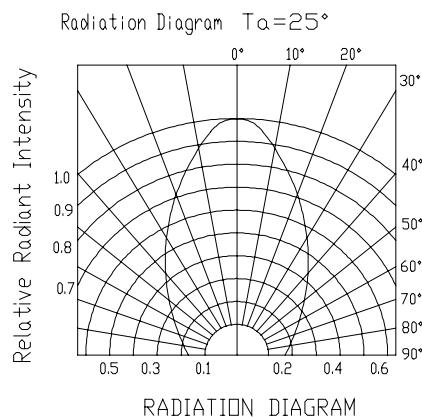
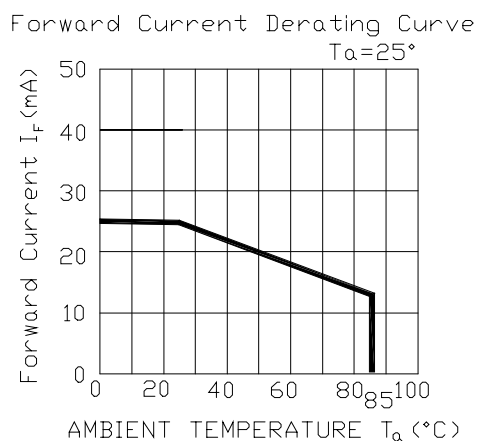
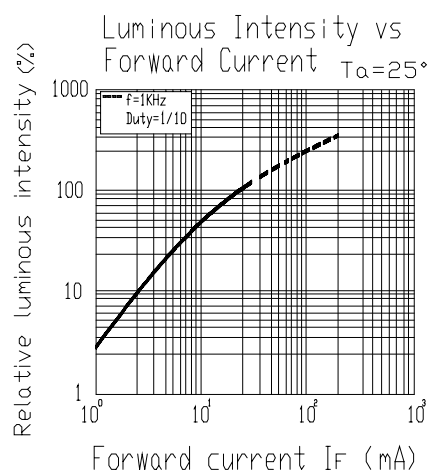
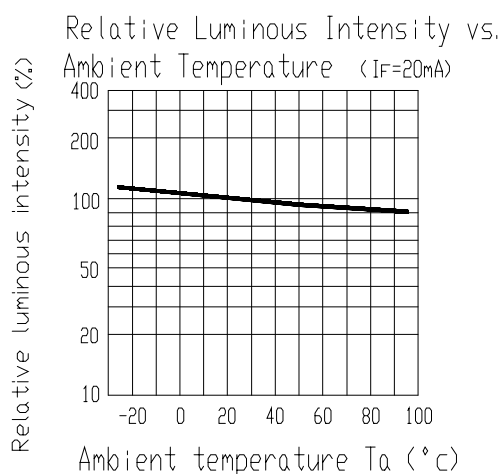
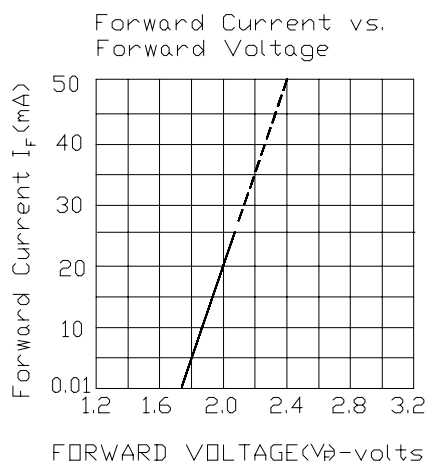
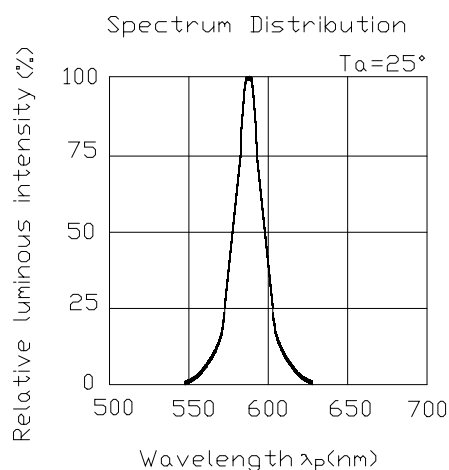
Technical Data Sheet

5.0mm Multi-Color Round Type LED Lamps

339-1UYSYGW/S530-A3

Typical Electro-Optical Characteristic Curves:

(UY)





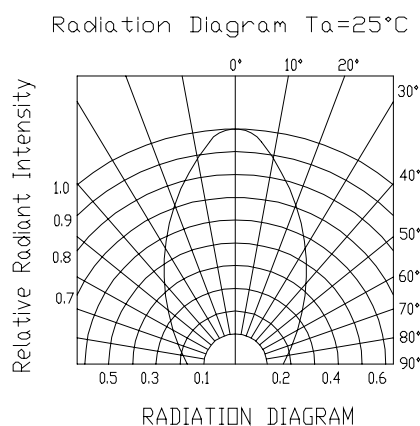
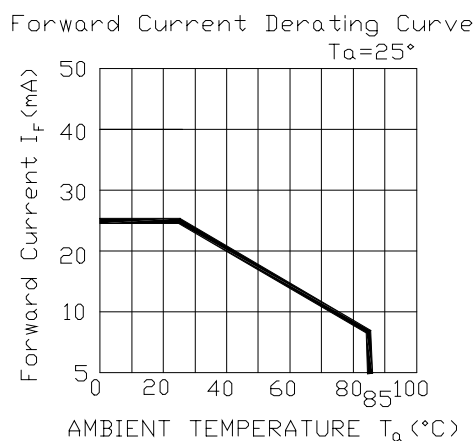
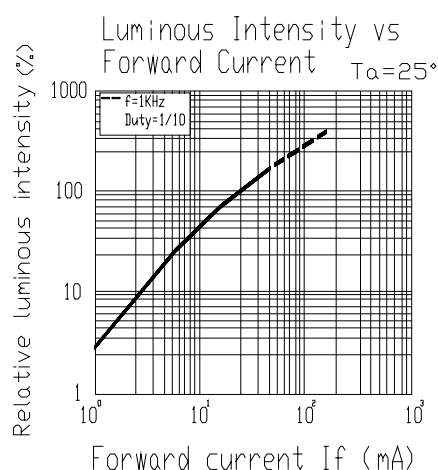
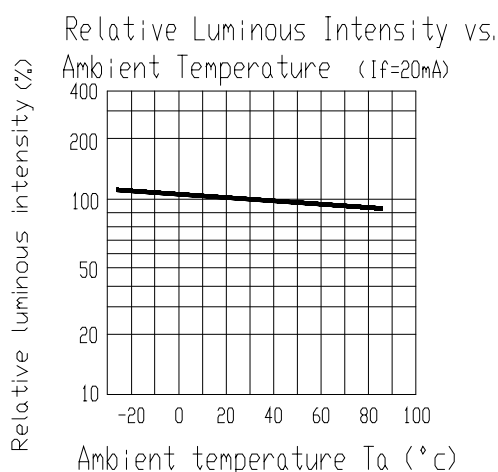
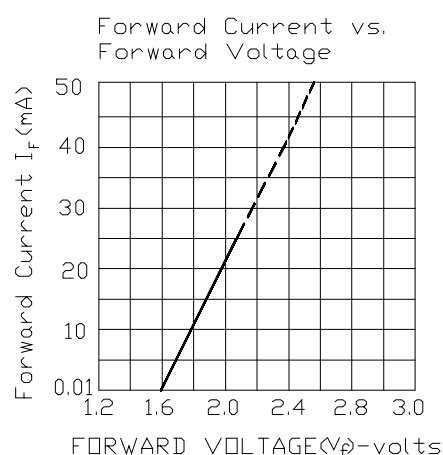
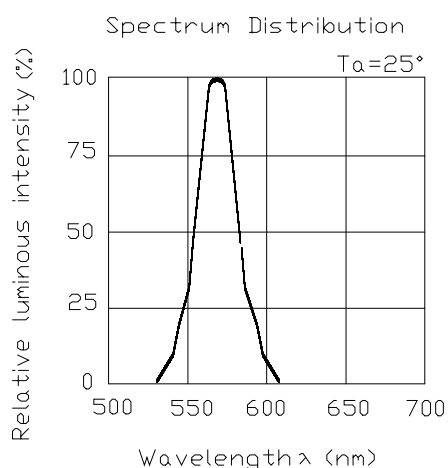
Technical Data Sheet

5.0mm Multi-Color Round Type LED Lamps

339-1UYSYGW/S530-A3

Typical Electro-Optical Characteristic Curves:

(SYG)





Technical Data Sheet

5.0mm Multi-Color Round Type LED Lamps

339-1UYSYGW/S530-A3

■ Reliability test items and conditions:

The reliability of products shall be satisfied with items listed below.

Confidence level : 97%

LTPD : 3%

NO	Item	Test Conditions	Test Hours/Cycle	Sample Size	Failure Judgment Criteria	Ac/Re
1	Solder Heat	TEMP : 260°C ± 5 °C	10 SEC	76 PCS	$I_v \leq I_{vt} * 0.5$ or $V_f \geq U$ or $V_f \leq L$	0/1
2	Temperature Cycle	H : +100°C 15min ∫ 5 min L : -40°C 15min	300 CYCLES	76 PCS		0/1
3	Thermal Shock	H : +100°C 5min ∫ 10 sec L : -10°C 5min	300 CYCLES	76 PCS		0/1
4	High Temperature Storage	TEMP : 100°C	1000 HRS	76 PCS		0/1
5	Low Temperature Storage	TEMP : -40°C	1000 HRS	76 PCS		0/1
6	DC Operating Life	TEMP : 25°C $I_F = 20\text{mA}$	1000 HRS	76 PCS		0/1
7	High Temperature / High Humidity	85°C / 85% RH	1000 HRS	76 PCS		0/1

Note : I_{vt} : To test I_v value of the chip before the reliability test
 I_v : The test value of the chip that has completed the reliability test
U : Upper Specification Limit
L : Lower Specification Limit



Technical Data Sheet

5.0mm Multi-Color Round Type LED Lamps

339-1UYSYGW/S530-A3

Packing Quantity Specification

1.500PCS/1Bag , 5Bags/1Box

2.10Boxes/1Carton

Label Form Specification

EVERLIGHT

CPN:

P/N:



339-1UYSYGW/S530-A3

QTY:



CAT:

HUE:

REF:

LOT NO: EL



MADE IN TAIWAN

CPN: Customer's Production Number

P/N : Production Number

QTY: Packing Quantity

CAT: Ranks

HUE: Peak Wavelength

REF: Reference

LOT No: Lot Number

MADE IN TAIWAN: Production Place

Notes

1. Above specification may be changed without notice. EVERLIGHT will reserve authority on material change for above specification.
2. When using this product, please observe the absolute maximum ratings and the instructions for using outlined in these specification sheets. EVERLIGHT assumes no responsibility for any damage resulting from use of the product which does not comply with the absolute maximum ratings and the instructions included in these specification sheets.
3. These specification sheets include materials protected under copyright of EVERLIGHT corporation. Please don't reproduce or cause anyone to reproduce them without EVERLIGHT's consent.

EVERLIGHT ELECTRONICS CO., LTD.

Office: No 25, Lane 76, Sec 3, Chung Yang Rd,

Tucheng Tainpei 236 Taiwan R O C

Tel: 886-2-2267-2000, 2267-9936

Fax: 886-2267-6244, 2267-6189, 2267-6306

http://www.everlight.com